

HYMAC'IN

Product catalogue

Magnetic filaments and
ferrite powders



July 2025



Discover HYMAG'IN

HYMAG'IN produces and sells several ranges of **innovative ferrite-based magnetic materials**. The products are **ultra-fine powders and semi-finished products for additive manufacturing**, such as magnetic filaments. HYMAG'IN products are aimed at aerospace, spatial, defense, telecom, industry and automotive markets.

Ferrites are widely used in electronic systems. They are essential magnetic materials for passive components and solutions for electromagnetic compatibility (EMC). However, the use of ferrites, comes with many challenges:


- **Miniaturize to reduce weight and volume**
- **Reduce their environmental impact and energy consumption**
- **Secure their supply chains**

HYMAG'IN provides a solution to these needs by producing ferrites 100 times smaller, **using a unique, sustainable and low-energy technology based in Europe**.

NANOMAG is a range of powders designed for the manufacture of radiofrequency absorbers for EMC. It can also be used to produce passive components for inductors, transformers and filters in the kHz - MHz range.

FILAMAG[™] is a range of filaments designed for the additive manufacturing of microwave absorbers.

Table of contents



➤ **FILAMAGTM**

Pellets - Page 3

3D-printed filament - Page 5

FILAMAG-F - Page 6

3D Designs ◀

Sheet - Page 9

Honeycomb - Page 10

Multi-scale square - Page 11

➤ **Applications**

Resonant cavities - Page 12

Antenna cross-talk reduction - Page 13

Anechoic chambers - Page 14

NANOMAG ◀

NANOMAG-MnZn - Page 15

NANOMAG-Fe - Page 16

Custom product development - Page 17

FILAMAG | Pellets

NANOMAG and Polymers



Pellets merge NANOMAG magnetic powders (MnZn, Fe_3O_4 ...) with tailored polymer matrices. The powders supply electromagnetic properties, in order **to optimize permeability, permittivity, reflectivity and also reflection loss.**

The polymers provide the mechanical performance the application demands, **like flexibility, rigidity, and heat resistance.**

- Compatible with injection molding, extrusion and additive manufacturing
- Consistent pellet size for homogenous dispersion

Electromagnetic properties	Manganese-Zinc (MnZn) Fe_2O_3 powder	Iron oxide (Fe) Fe_2O_3 powder
Frequency range	100 MHz - 5 GHz	1 GHz - 30 GHz
Density (g/cm ³)	3.5	4.2
Purity	85%	99+%
Laser granulometry (μm)	2 (avg)	4.6 (avg)
Crystal size with SEM pictures (nm)	D10: 150 D50: 300 D90: 520	D10: 250 D50: 1300 D90: 2500
Curie temperature (°C)	330	580
Saturation magnetisation (emu/g)	55-70	86

Polymer family	Mechanical assets
Copolyester	Flexibility , soft touch, easy over-molding
PA6 (Nylon-6)	Rigidity , heat resistance, structural strength
ULTEM (PEI) / PEKK	Aerospace grade, heat resistance

Whatever you need - **silicone elastomer, epoxy resin, conductive paint, technical ink** - we formulate it.

We can fine-tunes every variable until the compound meets every line of your specification sheet.

FILAMAG,TM

**an innovative 3D filament
for RF absorption.**




FILAMAGTM | 3D-printed filament

FILAMAGTM is a range of **magnetic filaments made from polymer filled with magnetic nanoferrite powders NANOMAG**. These powders can be integrated into different types of rigid or flexible polymer matrices.

FILAMAGTM can be used with Fused Deposition Modeling (FDM) 3D-printing technology.

GEOMETRY CONCEPTION

FILAMAGTM filaments enable to print absorbing parts as precisely as required **to match the geometry and the space complexity of your electronic systems**.



PERFORMANCE OPTIMIZATION AND WEIGHT REDUCTION

Through a relationship linking the geometry of the absorber and its interaction with electromagnetic waves, designing 3D-printed absorbers with FILAMAGTM considerably **improves their performance while lightening their structure**.

DELIVERY TIME

By choosing to print on your own premises, you have the freedom **to produce whenever you want, whatever you want, and wherever you want**, ensuring on-demand manufacturing perfectly tailored to your needs, with a **delivery time of 1 to 4 weeks**.

FILAMAG-FTM

| Flexible filament

FILAMAG-FTM is a **flexible magnetic filament** created by blending our NANOMAG powder with a copolyester.

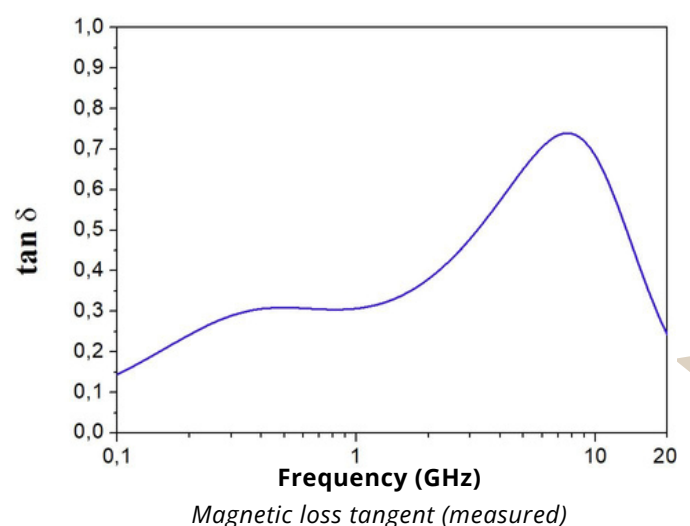
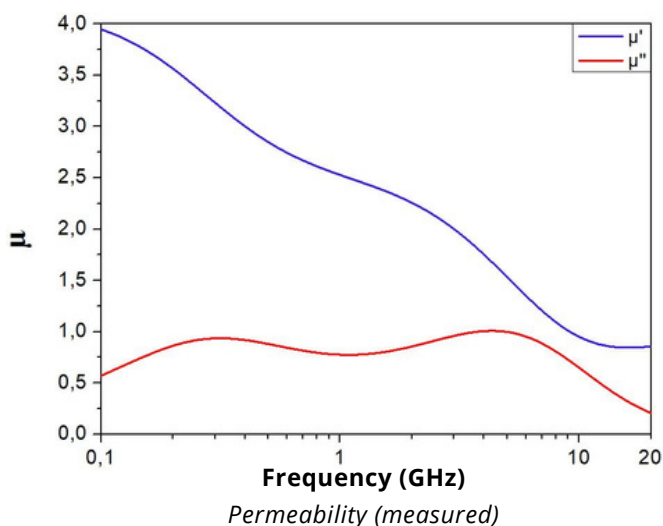
This flexibility enables his integration into different types of systems, as well as potential applications **under mechanical stress**.

Printing parameters for FILAMAG-FTM

Composition	NANOMAG Flexible polymer
Loading rate	70% by mass
Extrusion temperature	230 °C
Printer bed temperature	45 °C
Type of printer bed	Textured
Nozzle (recommended)	0.6 - 1 mm
Diameter	1.75 mm

Electromagnetic properties

Permittivity at 1 GHz $\epsilon' = 19.00$; $\epsilon'' = 3.86$



FILAMAG-FTM

| Features

Mechanical properties (measured at 23°C = 73°F)		
Physics	Density	2.8 g/cm
	Hardness ISO868	98 Shore A
Traction <i>Tests performed at 1mm/min</i> ISO527-2	Tensile modulus (Young)	559 MPa
	Maximum tensile stress at break	11 MPa
	Deformation at maximum stress	9.2 %
Bending (3 points) <i>Tests performed at 2mm/min</i> ISO178	Bending modulus	467 MPa
	Maximum bending elasticity stress	14.9 MPa
	Deformation at maximum stress	8.6 %
Shearing <i>Tests realised at 2mm/min</i> ISO14129	Modulus of planar shear G^{12}	294 MPa
	Shear stress at break	4.4 MPa

Thermal properties		
ISO75	HDT-B (0,45 MPa)	44°C

Properties of test samples printed with FILAMAG-FTM, successively at -45 and +45° per layer.

FILAMAG-FTM | 3D Designs

3D-printed parts are made using the FILAMAG-FTM magnetic filament, specifically designed to absorb electromagnetic waves. Thanks to this technology, it is possible to create customized structures, adaptable to the specific needs of GHz applications.


1 GHZ NARROWBAND: SHEET

Selecting a ferrite filler with appropriate electromagnetic characteristics and matching the thickness to the required frequency are essential factors **for optimum absorption**.

Page 11



2 GHZ NARROWBAND: HONEYCOMB STRUCTURE

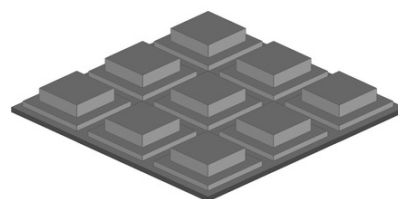


In the quest for effective absorption of electromagnetic waves, custom-designed shapes play a crucial role. **By customizing the design** of your 3D parts, **HYMAG'IN targets absorption at the specific frequencies** of your EMC requirements.

Page 12

3 GHZ BROADBAND: MULTI-SCALE SQUARE

HYMAG'IN has developed a shape that extends the targeted frequency range. With FILAMAG-FTM, **this multiscale square structure absorbs broadband electromagnetic waves in the GHz range**.



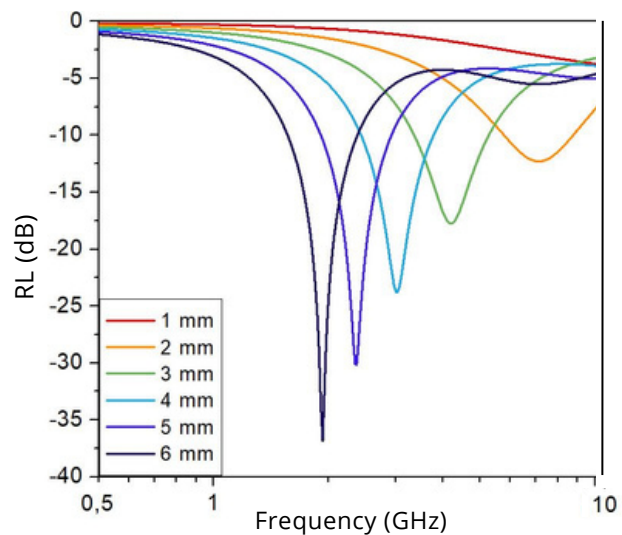
Page 13

3D DESIGNS | GHz Narrowband

SHEET

The sheet is a simple but effective design for applications requiring absorption of electromagnetic waves on a **specific frequency between 1 and 20 GHz**.

Thanks to its **flexibility and adjustable thickness**, the sheet can be **easily integrated and tuned to target specific frequencies**. Simulations help identify the optimal thickness based on performance, frequency, and system constraints.



Reflection loss of FILAMAG-F[®] sheet structure of different thicknesses (simulated)

Why choose FILAMAG-F[®] sheet structure?

- **Flexible: easy to integrate and place on any surface**
- **Adaptable dimensions**
- **No need for machining or cutting**

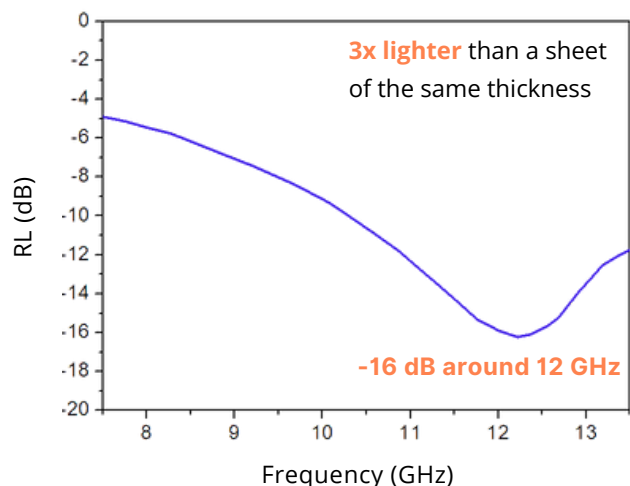
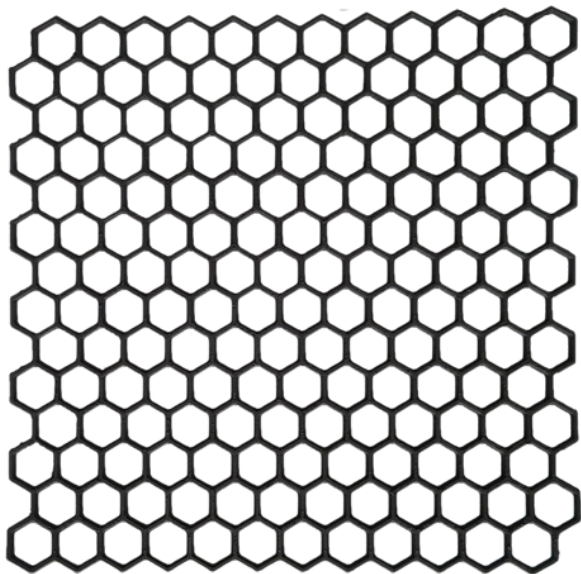
Example of use: Metal casing shielding is commonly used for home energy meters. However, the conductivity of the metal can cause waves to reflect on the surface of the case, interfering with the electronic components inside and disrupting the device's operation. A sheet can be placed within the casing to **prevent wave reflections** and at the joints to **reduce energy leakage**.

*of the filament used: here refer to FILAMAG-F[®]

3D DESIGNS | GHz Narrowband

HONEYCOMB


The honeycomb structure is optimized for the absorption of electromagnetic waves **on a targeted frequency**. This honeycomb design maximizes absorption efficiency while maintaining a **light weight and robust** mechanical structure.



Reflection loss of FILAMAG[®]-F honeycomb structure (measured)

More elaborate architectures can be developed on request, in particular to enable multiple resonances.

New architecture breaks down into multi-scale cells. With this shaping, **several resonances will appear to allow absorption peaks at different frequencies**.



Why choose FILAMAG[®]-F honeycomb structure?

- **Lightweight: performance/weight ratio**
- **Flexible material**
- **Customized, adaptable**

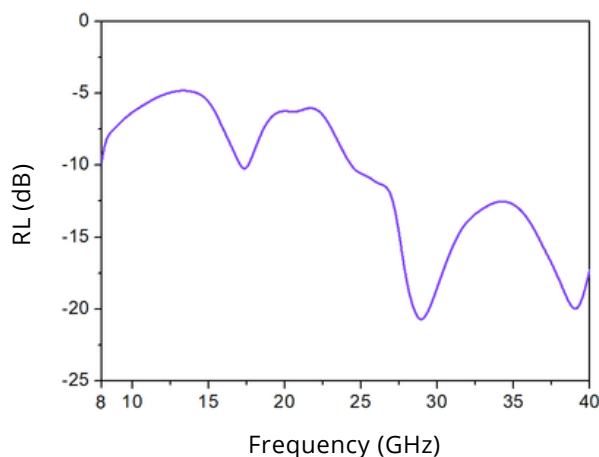

Example of use: This honeycomb is used by device manufacturers and/or users whose aim is to reduce the reflection of electromagnetic waves on the surface of these systems. This is particularly the case for equipment that needs to **be made undetectable by reducing its radar cross section (RCS)**.

*of the filament used: here refer to FILAMAG[®]-F

3D DESIGNS | GHz Broadband

MULTI-SCALE SQUARE

The square patterned structure is designed to **extend the frequency range of electromagnetic wave absorption**, characterized from 8 to 40 GHz. Thanks to its modular design, it is particularly suited to environments where GHz broadband performance is required, while allowing **functional integration into devices**.



Reflection loss of 200x200x3,7 mm³ FILAMAG-F[™] multiscale square structure (measured)

This GHz broadband absorption is important in a variety of fields, such as **radar cross section (RCS) reduction, wireless communications and antennas**.

Absorption performance varies according to size and geometry.

HYMAG'IN is able to adapt and vary the geometry of the design according **to your needs, use cases, constraints**, but also **to your specific requirements**: performance optimization, frequency band extension...

Why choose FILAMAG-F[™] multi-scale square structure?

- **Broadband absorption with reduced thickness**
- **Mechanical robustness**
- **Volume gain**

Example of use: These repeated square-pattern structures can be used in **anechoic chambers** to replace GHz pyramidal absorbers. These designs are more compact than pyramids, saving space.

***of the filament used: here refer to FILAMAG-F[™]**

Applications | When to choose HYMAG'IN?

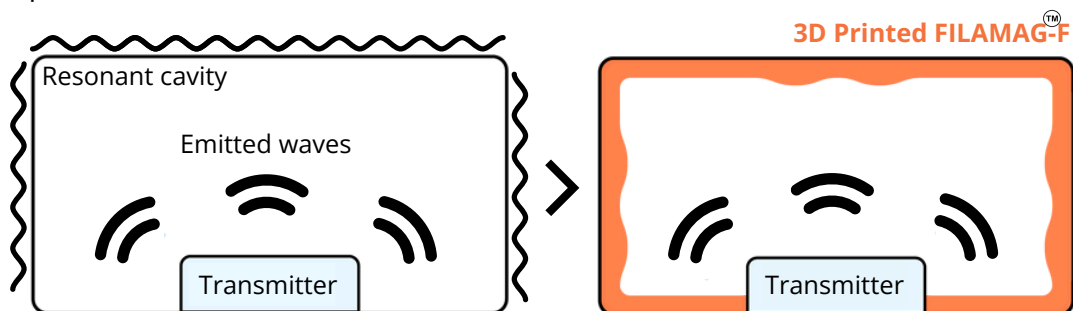


RESONANT CAVITY

How it works?

In resonant cavity, **electronic components and antennas emit waves** that are reflected on the metal walls of the cavity. These reflected waves disturb the circuit **by generating interference**.

- **Internal reflections:** The metal structure amplifies certain frequencies and increases residual EM fields.
- **Stray radiation:** Reflected waves cause interference and measurement or signal disruptions.



What's the HYMAG'IN's point?

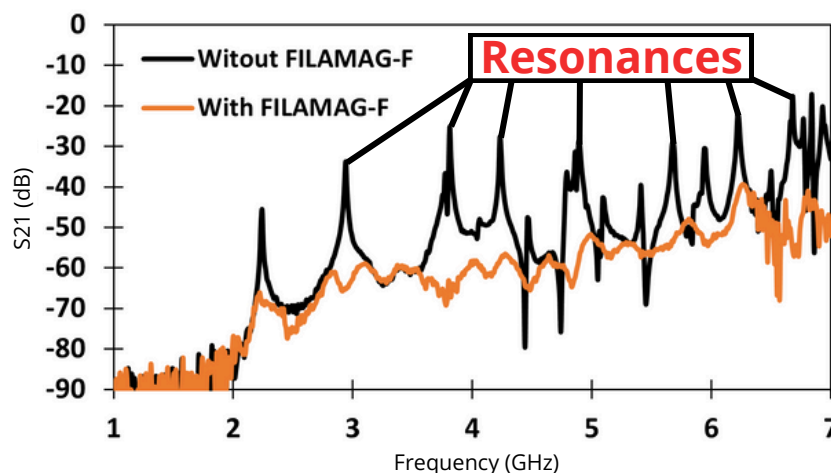


Fig. Transmission coefficient between two SMA connectors in a resonant cavity with and without FILAMAG-F

Our 3D-printed FILAMAG-FTM absorber **eliminates resonant cavities**.

We offer 3D-printed absorbers, FILAMAG-FTM, providing:

- **Compatibility with confined spaces:** Compact solutions adapted to restricted environments.
- **Ease of implementation:** Quick installation and easy integration into existing systems.
- **Custom optimization:** Adjustable geometries to maximize absorption in specific configurations.

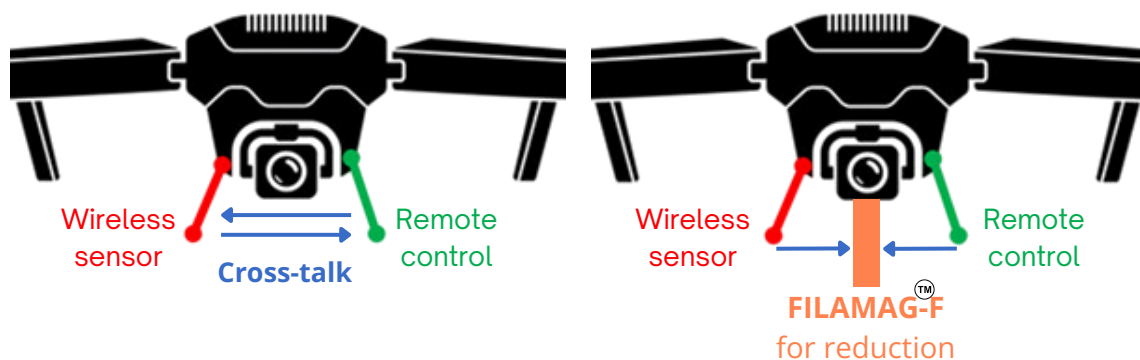
Applications | When to choose HYMAG'IN?



2 ANTENNA CROSS-TALK REDUCTION

How it works?

Antenna cross-talk reduction is a set of techniques, based on physical and technical mechanisms, used **to minimize interference between multiple antennas** in an RF system. It ensures optimal performance in terms of radiation and reception while preserving signal integrity. In modern environments, **effective cross-talk reduction is essential to maximize the performance** of communication systems.



Cross-talk between antennas can significantly affect their resonant frequency, potentially **shifting it outside the originally intended band** and **distorting the radiation pattern**.

What's the HYMAG'IN's point?

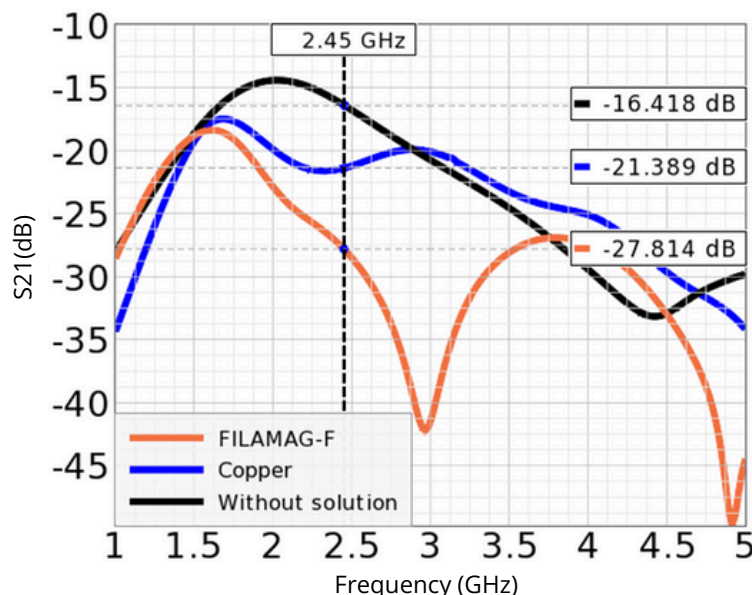


Fig. Cross-talk (transmission coefficient) between two antennas with FILAMAG-F and copper

With FILAMAG-FTM, the transmission coefficient improves **from -16.4 dB to -27.8 dB**, at the Wi-Fi frequency, corresponding to a **69.4% reduction in cross-talk reduction**.

Our decoupling methods **can be adapted to the space available** and to your systems.

Applications | When to choose HYMAG'IN?



3 ANECHOIC CHAMBERS

How it works?

Anechoic chambers are controlled environments that act as Faraday cages, with pyramid-shaped absorbing materials covering their conductive walls. These materials **absorb electromagnetic waves, eliminating interference**, reflections, and echoes while preventing refractions. By simulating an infinite free-space environment around the RF system, anechoic chambers enable **precise, reproducible measurements** for electronic and RF systems.

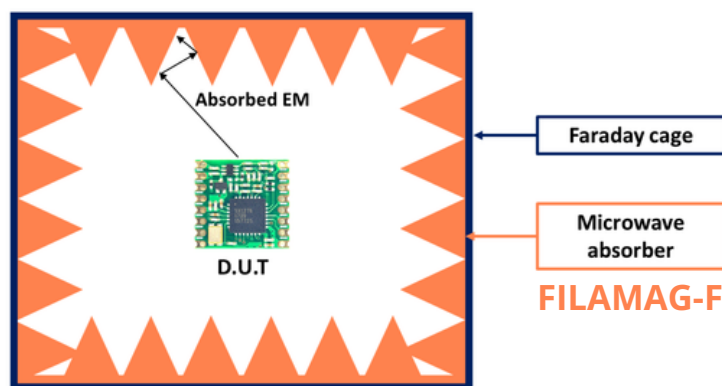


Fig. Diagram of an anechoic chamber

What's the HYMAG'IN's point?

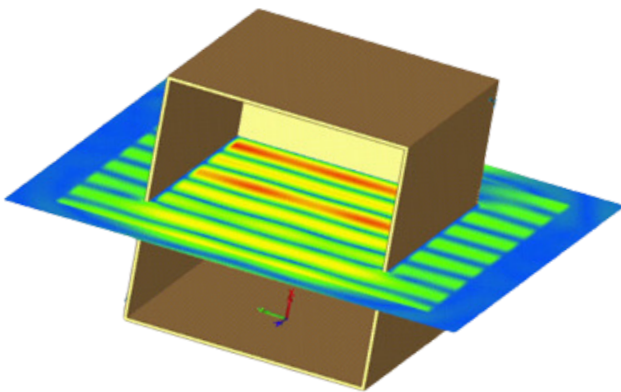


Fig. EM field in a housing without absorber in response to a 6 GHz plane wave, amplitude 1 V (calculated)

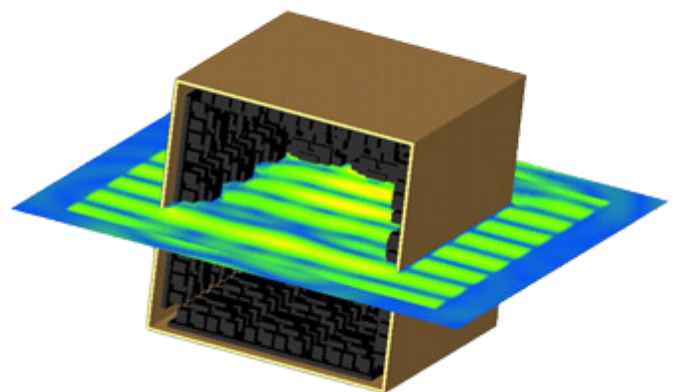



Fig. EM field in an anechoic chamber with absorbers in response to a 6 GHz plane wave, amplitude 1 V (calculated)

HYMAG'IN offers 3D-printed absorbers, FILAMAGTM-F, providing:

- **Compact surfaces:** Offer a space-saving solution suitable for measurement enclosures.
- **Wide frequency coverage:** Ensure effective EM wave absorption across a broad range of frequencies, allowing various RF devices to be tested.
- **Adaptable geometry:** Maximize absorption performance through customizable plate shapes.

NANOMAG | Features

NANOMAG-MnZn



1 μm

SEM Picture

NANOMAG-MnZn is a **Manganese-Zinc (Mn,Zn)Fe₂O₄ ferrite powder**.

The quality of NANOMAG products is characterised by electron microscopy (SEM-EDS) and X-ray diffraction (XRD).


Density		3.5 g/cm ³
Purity		85 %
Laser granulometry		2 μm (avg)
Crystal size (SEM)	D10	150 nm
	D50	300 nm
	D90	520 nm
Curie temperature		330 °C
Saturation magnetisation		55-70 emu/g

NANOMAG-MnZn powder is **easily incorporated into all types of polymers and silicones thanks to its ultrafine size**. Therefore, sheets and coatings made from NANOMAG-MnZn-filled composites are excellent EMC absorbers at frequencies ranging from 100 MHz to 5 GHz.

NANOMAG-MnZn can also be sintered to produce dense, low-loss ferrite products for energy conversion or signal filtering in the kHz - MHz range.

NANOMAG | Features

NANOMAG-Fe



1 μm
└─

SEM Picture

NANOMAG-Fe is a **powder of iron oxide Fe_3O_4** .

NANOMAG-Fe can be seamlessly **blended with any polymer or silicone**

Density		4.2 g/cm ³
Purity		>99%
Laser granulometry		4.6 μm (avg)
Crystal size (SEM)	D10	250 nm
	D50	1 300 nm
	D90	2 500 nm
Curie temperature		580 °C
Saturation magnetisation		86 emu/g

NANOMAG-Fe powder **blends with a wide range of polymers and silicones** to form electromagnetic-absorbing composites, such as thin, flexible sheets that are easy to machine. As a result, NANOMAG-Fe composites serve as efficient microwave absorbers **from 1 GHz to 30 GHz, fully covering Wi-Fi, Bluetooth, and 5G bands**.

Custom product development | Conduct a study together

QUICK OVERVIEW



SOME EXAMPLES

3 weeks

3 months

6 months

1 year



Who: Aerospace Research Center

Need: End-to-end resolution of a system-level EMC problem

How: RF expertise: modeling the use case, optimised material / placement / geometry through simulations

Result: 3D absorber part ready for integration in the existing system



Who: Aerospace Center

Need: High-temperature material within tight space constraints

How: Identification of the right polymer and relevant powder through iterative formulation and testing

Result: RF-absorbing PEI/ULTEM pellets qualified for high-temperature aerospace use



Who: Automotive supplier

Need: Ultra-high-frequency dielectric solution

How: Feasibility study, material characterisation, and prototyping

Result: Dielectric filament ready for integration



Who: Ferrite-industry manufacturer

Need: Ferrite with specific electromagnetic performance

How: Literature review defined specs (attenuation dB /cm, ϵ , μ , reflection loss), synthesis and characterisation

Result: New stoichiometric ferrite formulation



WWW.HYMAGIN.COM

HYMAG'IN - 1270 RUE DE LA PISCINE 38400 SAINT MARTIN D'HÈRES - FRANCE

CONTACT US

FERRITES AND TAILOR-MADE PRODUCTS

Do you want to explore new applications and uses of ferrites?

Are you looking for new formulations of ferrite materials?

Do you have specifications on filament properties?

Our experts look forward to hearing from you about:

- Exploring new formulations of ferrites;
- Developing composite materials with higher flexibility and higher performance;
- Designing specific 3D geometries to adapt to your use case;
- 3D printing precise absorbent parts, calibrated to absorb the desired frequency or frequency band;
- Providing 3D printing support throughout the entire process;
- Characterizing your products in terms of chemical, magnetic, and electromagnetic properties;
- Investigating new and trendy applications for magnetic materials.

NEED MORE INFORMATION?

► Sales Department

Lisa-Marie POUILLY

lisa-marie.pouilly@hymagin.com

Arthur MICHEL

arthur.michel@hymagin.com

► contact@hymagin.com

+33 (0)4 57 04 11 91



Photo credits :

Binet Photo

WWW.HYMAGIN.COM

HYMAG'IN - 1270 RUE DE LA PISCINE 38400 SAINT MARTIN D'HÈRES - FRANCE